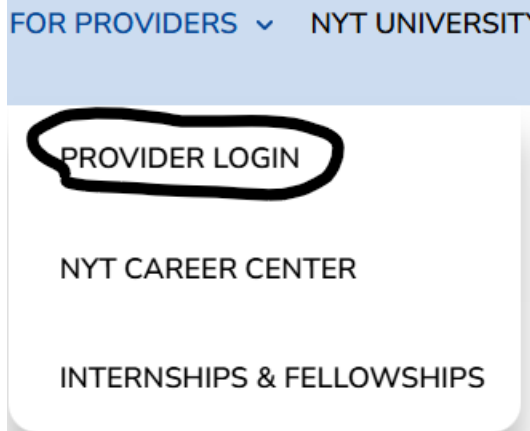
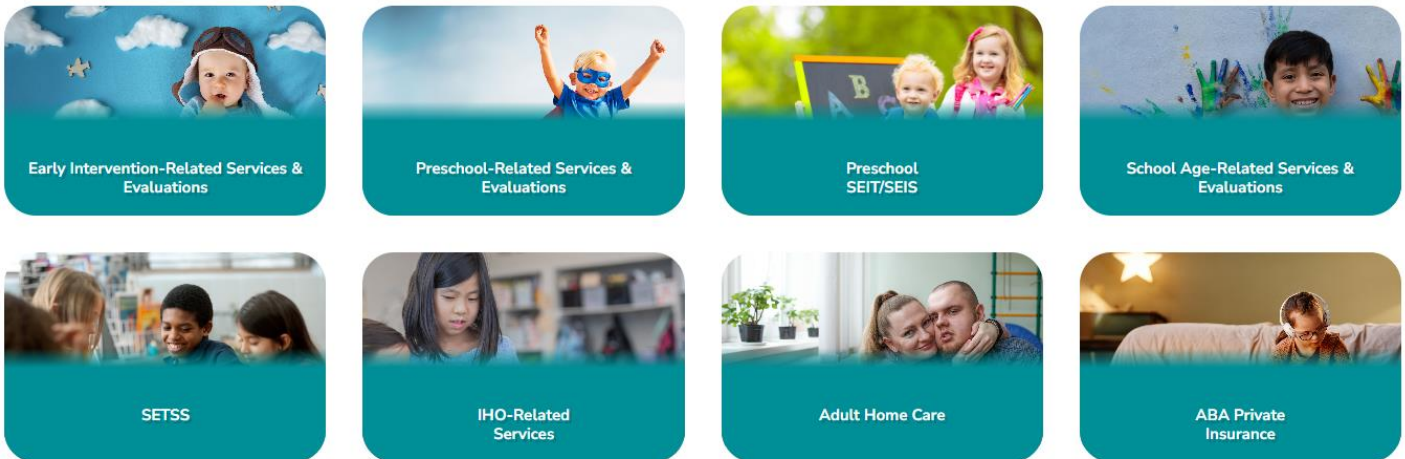


## HOW TO UPLOAD PRESCHOOL EVALUATIONS

1. Login to the website



2. Click Department



3. Click on document submissions



4. Click LI – PRESCHOOL EVALUATION REPORT UPLOAD

LI - PRESCHOOL EVALUATION REPORT  
UPLOAD

5. You will get this box. Click the down arrows to choose service types. Click the Document type box to show choices. You can add multiple types if needed. Complete all the fields. Click ATTACH FILES to add your file(s)



### Preschool Evaluations Upload

Child First Name \*

Child Last Name \*

Date of Birth \*

Service Type \*

Click the down arrow to show options

School District

Click the down arrow to show options

Date Submitted \*

Document Type \*

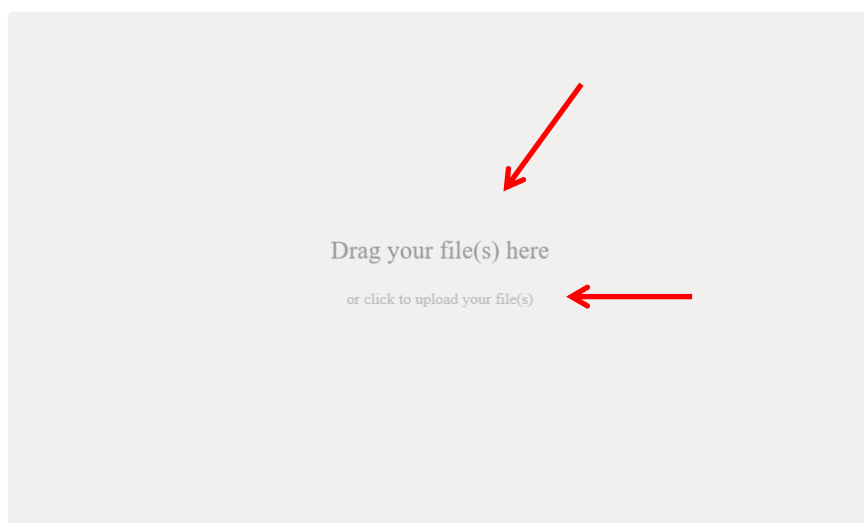
Please only attach one document per upload. Click on the arrow to show types. Please DO NOT use child names in the file name! Please only use initials for first initial and last name

SECURED BY  
VISION

ATTACH FILES

SUBMIT

6. You can drag and drop your files or click upload our files here to choose your files.



Powered by PQINA

CLOSE

7. The files will appear above the submit button. Click Submit

---

HOW TO UPLOAD EI EVALS DEC 2022.docx (978K) ✕

SUBMIT

ATTACH FILES

